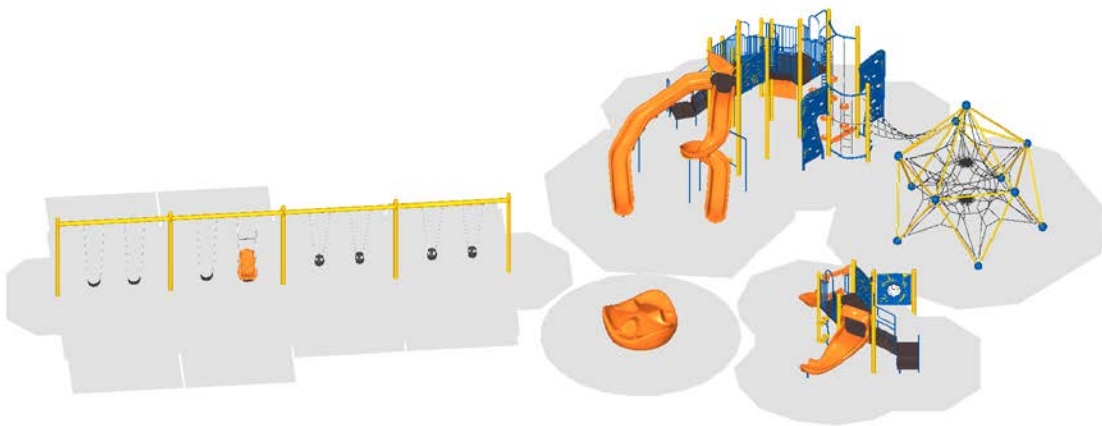


Vernon Hills Park District Hawthorn Club Park

Proposal # 129-101192-4
August 09, 2017

Presented by
Play Illinois, LLC



Burke®



August 09, 2017

James Kim
Vernon Hills Park District
294 Evergreen Drive
Vernon Hills, IL 60061

Dear James Kim:

Play Illinois, LLC is delighted to provide Vernon Hills Park District with this playground equipment proposal.

This design was developed with your specific needs in mind, and we look forward to discussing this project further with you to ensure your complete satisfaction. Play Illinois, LLC is confident that this proposal will satisfy Vernon Hills Park District's functional, environmental, and safety requirements -- and most importantly -- bring joy and excitement to the children and families directly benefiting from your new playground.

You have our personal commitment to support this project and your organization in every manner possible, and we look forward to continue developing a long-standing relationship with Vernon Hills Park District. We appreciate your consideration and value this opportunity to earn your business.

Sincerely,

Michael Maloney
Play Illinois, LLC
4716 Roslyn Rd.
Downers Grove, IL 60515

Design Summary

Play Illinois, LLC is very pleased to present this Proposal for consideration for the Hawthorn Club Park located in Vernon Hills. BCI Burke Company, LLC has been providing recreational playground equipment for over 90 years and has developed the right mix of world-class capabilities to meet the initial and continuing needs of Vernon Hills Park District. We believe our proposal will meet or exceed your project's requirements and will deliver the greatest value to you.

The following is a summary of some of the key elements of our Proposal:

- Project Name: Hawthorn Club Park
- Project Number: 129-101192-4
- User Capacity: 153
- Age Groups: Ages 2-5 years, 5-12 years
- Dimensions: 87' 6" x 96' 8"
- Designer Name: Joel Schleis

Play Illinois, LLC has developed a custom playground configuration based on the requirements as they have been presented for the Hawthorn Club Park playground project. Our custom design will provide a safe and affordable playground environment that is aesthetically pleasing, full of fun for all users and uniquely satisfies your specific requirements. In addition, proposal # 129-101192-4 has been designed with a focus on safety, and is fully compliant with ASTM F1487 and CPSC playground safety standards.

We invite you to review this proposal for the Hawthorn Club Park playground project and to contact us with any questions that you may have.

Thank you in advance for giving us the opportunity to make this project a success.

INFORMATION
MINIMUM FALL ZONE
SURFACED WITH
RESILIENT MATERIAL
AREA

3698 SQ.FT.

PERIMETER

535 FT.

STRUCTURE SIZE

87' 6" x 96' 8"

STRUCTURE IS DESIGNED
FOR CHILDREN AGES:

- ☐ 6-23 MONTH OLDS
☒ 2-5 YEAR OLDS
☒ 5-12 YEAR OLDS
☐ 13 + YEAR OLDS



Registered
to ISO 9001

Registered
to ISO 14001

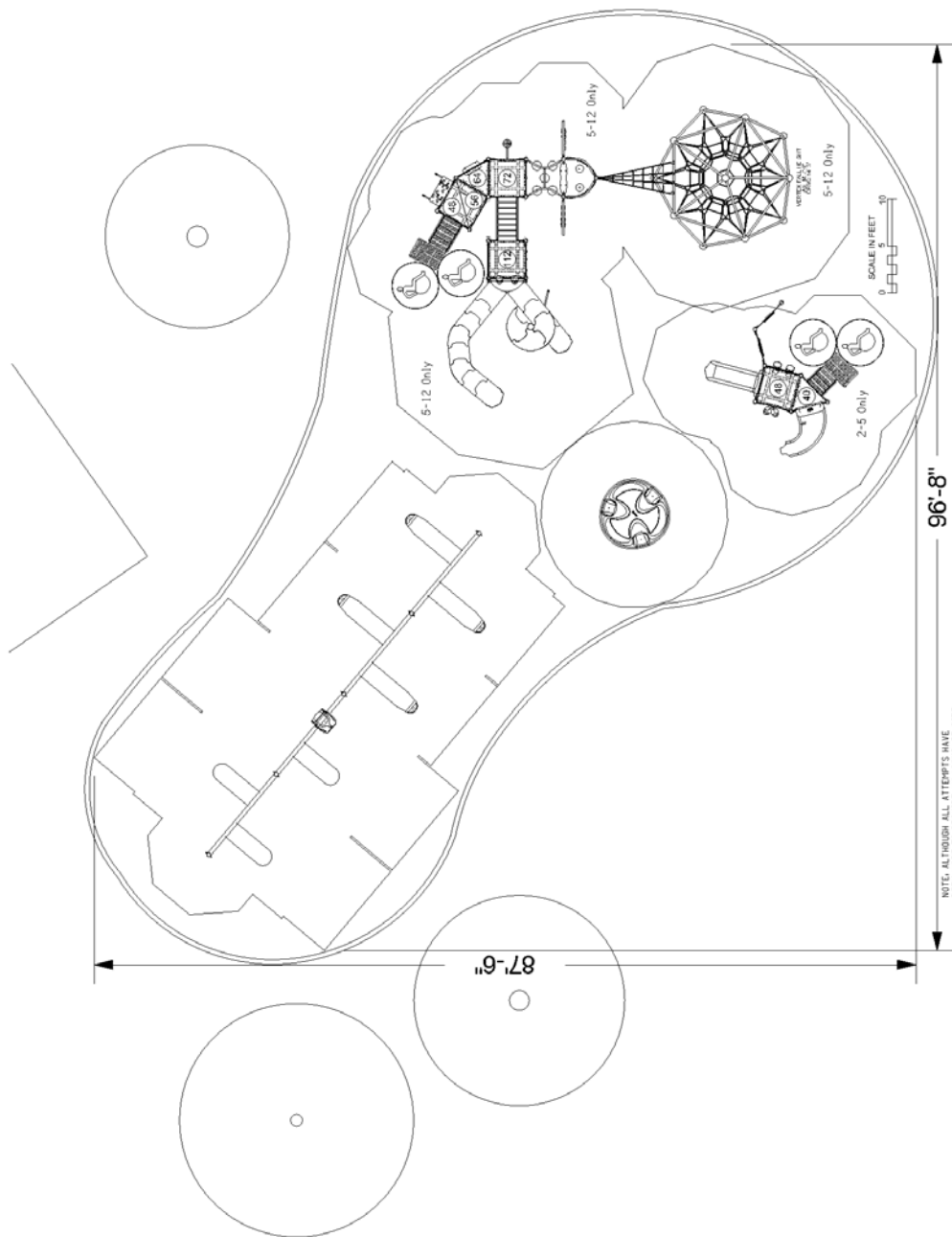


To verify product certification,
visit www.ipema.org

The play components identified
in this plan are IPEMA
certified. The use and layout of
these components conform to the
requirements of ASTM F1487.
To verify product certification,
visit www.ipema.org

The space requirements shown
here are to ASTM standards.
Requirements for other standards
may be different.

The use and layout of play
components identified in this plan
conform to the CPSC guidelines.
U.S. CPSC recommends the
separation of age groups in
playground layouts.



WARNING!

ACCESSIBLE SAFETY SURFACING MATERIAL IS REQUIRED BENEATH
AND AROUND THIS EQUIPMENT.

FOR SLIDE FALL ZONE SURFACING AREA SEE CPSC's Handbook for
Public Playground Safety.

PLATFORM HEIGHTS ARE IN INCHES ABOVE RESILIENT MATERIAL.

ADA ACCESSIBILITY GUIDELINE (ADAAG CONFORMANCE)

| | |
|---|--------------|
| NUMBER OF PLAY EVENTS: | 32 |
| NUMBER OF ELEVATED PLAY EVENTS: | 10 |
| NUMBER OF ELEVATED PLAY EVENTS ACCESSIBLE BY RAMP: | PROVIDED: 0 |
| NUMBER OF ELEVATED PLAY EVENTS ACCESSIBLE BY TRANSFER SYSTEM: | PROVIDED: 10 |
| NUMBER OF ELEVATED PLAY EVENTS ACCESSIBLE BY RAMP OR TRANSFER SYSTEM: | PROVIDED: 22 |
| NUMBER OF TYPES OF GROUND LEVEL PLAY EVENTS: | PROVIDED: 8 |
| NUMBER OF TYPES OF GROUND LEVEL PLAY EVENTS: | PROVIDED: 3 |

Burke

SERIES: Basics, Intensity, Nucleus

SITE PLAN

DRAWN BY: Joel Schleis

Hawthorn Club Park

160 Sheffield Drive


Vernon Hills, IL 60061

August 09, 2017

Play Illinois, LLC

129-101192-4

| ITEM | COMP. | DESCRIPTION |
|------|----------|---------------------------------|
| 1 | 270-0050 | 8" CLOSURE PLATE |
| 2 | 270-0129 | TRIANGLE PLATFORM |
| 3 | 270-0130 | SQUARE PLATFORM |
| 4 | 270-0136 | SPLIT SQUARE PLATFORM |
| 5 | 370-0019 | ACTIVE APEX (HDPE) |
| 6 | 370-0026 | LIMBER LADDER ROPE CLIMBER |
| 7 | 370-0157 | COIL CLIMBER 56"-72" |
| 8 | 370-0422 | LEAF CLIMBER 40" - 48" |
| 9 | 370-0469 | 40" TRANSITION STAIR W/BARRIL |
| 10 | 370-0531 | STONE SLOPE CLIMBER 48" |
| 11 | 370-0719 | TRANSFER STATION, HANDRAIL |
| 12 | 370-0720 | TRANSFER STATION, HANDRAIL |
| 13 | 370-1592 | PODSTEP CLIMBER 64-72" |
| 14 | 470-0386 | 48" DOUBLE LEAF SEATS |
| 15 | 470-0437 | QUARTER TURN SLIDE 32" 40" |
| 16 | 470-0482 | 48" BENCH |
| 17 | 470-0507 | ROCK'N ROLL SLIDE, 40" - 48" |
| 18 | 470-0579 | VIPER II L2-SPIRAL 112 |
| 19 | 550-0093 | SINGLE POST SWING ASSEMBLY |
| 20 | 550-0094 | SINGLE POST SWING ADD-ON 5' |
| 21 | 550-0100 | TOT SEAT, 7' & 8' PAIR, STD CHA |
| 22 | 550-0111 | BELT SEAT, 8' SINGLE, STD CHA |
| 23 | 550-0112 | BELT SEAT, 8' PAIR, STD CHAIN |
| 24 | 550-0171 | FREEDOM SWING SEAT, 8' BEAN |
| 25 | 560-0583 | ROPEVENTURE VERTEX |
| 26 | 560-0584 | ROPEVENTURE LINK |
| 27 | 560-2579 | VOLTA INCLUSIVE SPINNER |
| 28 | 570-0394 | PIPE WALL |
| 29 | 570-0557 | COUNTER PANEL, BELOW PLATF |
| 30 | 570-0594 | ABC 123 PANEL |
| 31 | 570-0725 | TOUCH & PLAY PIANO PANEL, B |
| 32 | 570-0726 | TOUCH & PLAY DRUM PANEL, B |
| 33 | 570-1548 | BUMBLE BEE PANEL |
| 34 | 570-1683 | PARATROOP PANEL, ABOVE PLA |
| 35 | 570-2617 | DRUM ACCESSIBLE REACH PAN |



Burke

SERIES: Basics, Intensity, Nucleus

COMPONENT PLAN

DRAWN BY: Joel Schleis

Hawthorn Club Park

160 Sheffield Drive

Vernon Hills, IL 60061

August 09, 2017

Play Illinois, LLC

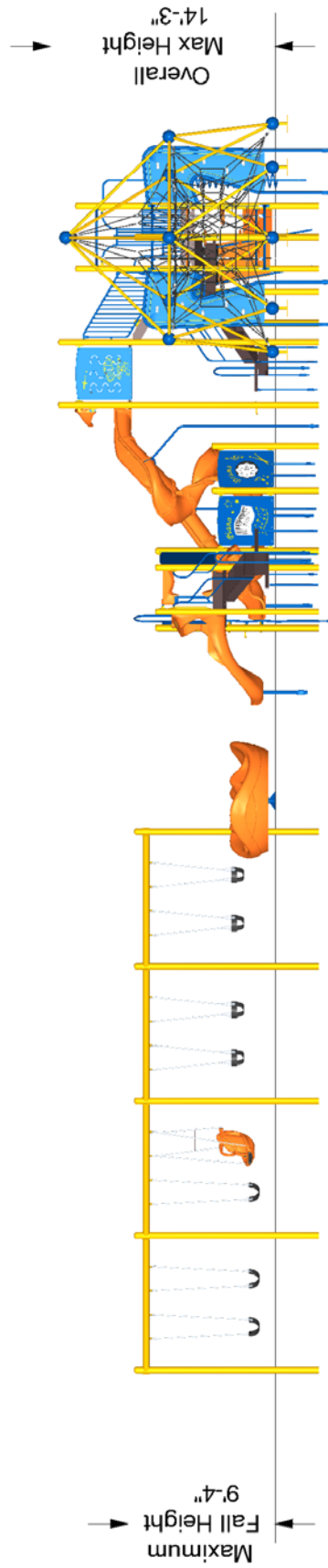
129-101192-4



SERIES: Basics, Intensity, Nucleus
ELEVATION PLAN
DRAWN BY: Joel Schleis

Hawthorn Club Park
160 Sheffield Drive
Vernon Hills, IL 60061

BCI Burke Company, LLC PO Box 549 Fond du Lac, Wisconsin 54936-0549 Telephone 920-921-9220

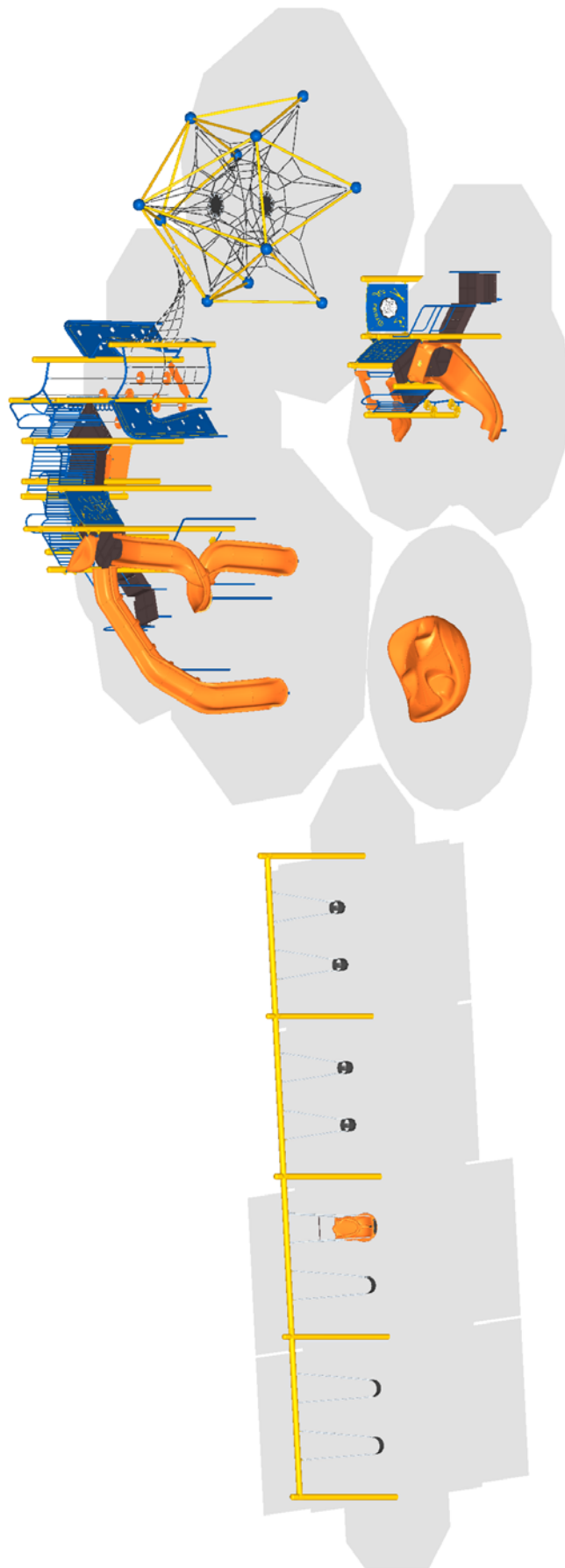


Vertex Fall Height:
ASTM 7' 9"
CPSC 14' 3"

August 09, 2017

Play Illinois, LLC
129-101192-4

The protective surfacing for this design must accommodate the critical fall height.



Burke

August 09, 2017

SERIES: Basics, Intensity, Nucleus

Hawthorn Club Park

Play Illinois, LLC

ISOMETRIC PLAN

160 Sheffield Drive

129-101192-4

DRAWN BY: Joel Schleis

Vernon Hills, IL 60061

BCI Burke Company, LLC PO Box 549 Fond du Lac, Wisconsin 54936-0549 Telephone 920-921-9220



Proposal # 129-101192-4

August 09, 2017
2017 Pricing

Proposal Prepared for:

James Kim
Vernon Hills Park District
294 Evergreen Drive
Vernon Hills, IL 60061

Project Location:

Hawthorn Club Park
160 Sheffield Drive
Vernon Hills, IL 60061

Proposal Prepared by:

Play Illinois, LLC
4716 Roslyn Rd.
Downers Grove, IL 60515
Phone: 844-222-9990
Michael Maloney
Phone: 844-222-9990
mike@playil.com

| Component No. | Description | Qty. | User Cap. | Ext. User Cap. | Weight | Ext. Weight |
|---------------|----------------------------------|------|-----------|----------------|--------|-------------|
| Burke Basics | | | | | | |
| 560-0583 | ROPEVENTURE VERTEX | 1 | 25 | 25 | 1,340 | 1,340 |
| 560-0584 | ROPEVENTURE LINK | 1 | 3 | 3 | 38 | 38 |
| Intensity | | | | | | |
| 370-0019 | ACTIVE APEX (HDPE) | 2 | 4 | 8 | 220 | 440 |
| 370-0026 | LIMBER LADDER ROPE CLIMBER | 2 | 1 | 2 | 33 | 66 |
| Nucleus | | | | | | |
| 270-0050 | 8" CLOSURE PLATE | 2 | 0 | 0 | 10 | 20 |
| 270-0129 | TRIANGLE PLATFORM | 1 | 2 | 2 | 48 | 48 |
| 270-0130 | SQUARE PLATFORM | 2 | 6 | 12 | 106 | 212 |
| 270-0136 | SPLIT SQUARE PLATFORM | 1 | 4 | 4 | 103 | 103 |
| 370-0157 | COIL CLIMBER 56"-72" | 1 | 3 | 3 | 114 | 114 |
| 370-0469 | 40" TRANSITION STAIR W/BARRIE... | 1 | 4 | 4 | 279 | 279 |
| 370-0531 | STONE SLOPE CLIMBER 48" | 1 | 2 | 2 | 101 | 101 |
| 370-0720 | TRANSFER STATION, HANDRAIL 48" | 1 | 6 | 6 | 236 | 236 |
| 370-1592 | PODSTEP CLIMBER 64-72" | 1 | 10 | 10 | 125 | 125 |
| 470-0386 | 48" DOUBLE LEAF SEATS | 1 | 2 | 2 | 16 | 16 |
| 470-0482 | 48" BENCH | 1 | 3 | 3 | 18 | 18 |
| 470-0579 | VIPER II L2-SPIRAL 112 | 1 | 8 | 8 | 598 | 598 |
| 570-0394 | PIPE WALL | 2 | 0 | 0 | 36 | 72 |
| 570-0557 | COUNTER PANEL, BELOW PLATFORM | 1 | 4 | 4 | 37 | 37 |
| 570-1548 | BUMBLE BEE PANEL | 1 | 4 | 4 | 47 | 47 |
| 570-1683 | PARATROOP PANEL, ABOVE PLATFO... | 1 | 3 | 3 | 54 | 54 |
| 600-0104 | NPPS SUPERVISION SAFETY KIT | 1 | 0 | 0 | 3 | 3 |
| 670-0099 | INSTALLATION KIT, INTENSITY | 1 | 0 | 0 | 2 | 2 |
| 670-0103 | MAINTENANCE KIT, INTENSITY | 1 | 0 | 0 | 0 | 0 |
| 670-0149 | POST ASSEMBLY 5" OD X 197" | 4 | 0 | 0 | 104 | 416 |
| 670-0158 | POST ASSEMBLY 5" OD X 184" | 4 | 0 | 0 | 97 | 388 |
| 670-0165 | POST ASSEMBLY 5" OD X 123" | 1 | 0 | 0 | 66 | 66 |
| 670-0166 | POST ASSEMBLY 5" OD X 139" | 3 | 0 | 0 | 74 | 222 |
| 670-0167 | POST ASSEMBLY 5" OD X 147" | 1 | 0 | 0 | 78 | 78 |
| 670-0169 | POST ASSEMBLY 5" OD X 171" | 1 | 0 | 0 | 91 | 91 |
| Nucleus | | | | | | |
| 270-0050 | 8" CLOSURE PLATE | 1 | 0 | 0 | 10 | 10 |
| 270-0129 | TRIANGLE PLATFORM | 1 | 2 | 2 | 48 | 48 |
| 270-0130 | SQUARE PLATFORM | 1 | 6 | 6 | 106 | 106 |
| 370-0422 | LEAF CLIMBER 40" - 48" | 1 | 4 | 4 | 77 | 77 |
| 370-0719 | TRANSFER STATION, HANDRAIL 40" | 1 | 5 | 5 | 199 | 199 |
| 470-0437 | QUARTER TURN SLIDE 32"-40" | 1 | 2 | 2 | 122 | 122 |



Proposal # 129-101192-4

August 09, 2017

2017 Pricing

| | | | | | | |
|--------------|----------------------------------|---|---|---|-----|-----|
| 470-0507 | ROCK'N ROLL SLIDE, 40" - 48" | 1 | 1 | 1 | 107 | 107 |
| 570-0594 | ABC 123 PANEL | 1 | 2 | 2 | 46 | 46 |
| 570-0725 | TOUCH & PLAY PIANO PANEL, BEL... | 1 | 2 | 2 | 66 | 66 |
| 570-0726 | TOUCH & PLAY DRUM PANEL, BELO... | 1 | 2 | 2 | 63 | 63 |
| 570-2617 | DRUM ACCESSIBLE REACH PANEL | 1 | 4 | 4 | 26 | 26 |
| 670-0150 | POST ASSEMBLY 5" OD X 80" | 2 | 0 | 0 | 44 | 88 |
| 670-0165 | POST ASSEMBLY 5" OD X 123" | 5 | 0 | 0 | 66 | 330 |
| Burke Basics | | | | | | |
| 550-0093 | SINGLE POST SWING ASSEMBLY 5"... | 1 | 2 | 2 | 237 | 237 |
| 550-0094 | SINGLE POST SWING ADD-ON 5" OD | 3 | 2 | 6 | 154 | 462 |
| 550-0100 | TOT SEAT, 7' & 8' PAIR, STD ... | 2 | 0 | 0 | 23 | 46 |
| 550-0111 | BELT SEAT, 8' SINGLE, STD CHA... | 1 | 0 | 0 | 10 | 10 |
| 550-0112 | BELT SEAT, 8' PAIR, STD CHAIN | 1 | 0 | 0 | 20 | 20 |
| 550-0171 | FREEDOM SWING SEAT, 8' BEAM, ... | 1 | 1 | 1 | 38 | 38 |
| 560-2579 | VOLTA INCLUSIVE SPINNER | 1 | 9 | 9 | 475 | 475 |
| 660-0101 | INSTALL KIT, BURKE BASICS - P... | 1 | 0 | 0 | 2 | 2 |

Total User Capacity: 153
Total Weight: 7,808 lbs.

Total Delivered Price: \$72,794

Special Notes:

Prices do not include unloading, material storage, site excavation/preparation, removal of existing equipment, removal of excess soil from footing holes, site security, safety surfacing, installation, or sales tax (if applicable). Prices are based on standard colors per CURRENT YEAR BCI Burke Catalog. Custom colors, where available, would be an extra charge. **Pricing is valid for 45 days from the date of this proposal.**



Proposal # 129-101192-4

August 09, 2017

2017 Pricing

Selected Color List

| Color Group | Color |
|-------------------------------|--------------|
| <i>Phase 1</i> | |
| Platform | Brown |
| Accessory | Blue |
| Rotomolded | Orange |
| Kore Konnect | Yellow |
| 1 Color Extruded/Flat | Orange |
| Post | Yellow |
| 2 Color Extruded/Flat (outer) | Blue |
| 2 Color Extruded/Flat (inner) | Yellow |
| <i>Phase 2</i> | |
| Platform | Brown |
| Accessory | Blue |
| Rotomolded | Orange |
| Post | Yellow |
| Kore Konnect | Yellow |
| 2 Color Extruded/Flat (outer) | Blue |
| 2 Color Extruded/Flat (inner) | Yellow |
| Drums | Orange |
| 1 Color Extruded/Flat | Orange |
| <i>Phase 3</i> | |
| Contemporary Swing Fittings | Yellow |
| Platform | Brown |
| Rotomolded | Orange |
| Accessory | Blue |

BCI BURKE GENERATIONS WARRANTY®

The Longest and Strongest warranty in the industry

BCI Burke Company, LLC ("Burke") warrants that all standard products are warranted to be free from defects in materials and workmanship, under normal use and service, for a period of one (1) year from the date of invoice.

We stand behind our products.

In addition, the following products are warranted, under normal use and service from the date of invoice as follows:

- One Hundred (100) Year Limited Warranty on aluminum and steel upright posts (including Intensity®, Voltage®, Nucleus® and Little Buddies®) against structural failure due to corrosion, deterioration or workmanship.
- One Hundred (100) Year Limited Warranty on KoreKonnnect® clamps against structural failure due to corrosion, deterioration or workmanship.
- One Hundred (100) Year Limited Warranty on Hardware (nuts, bolts, washers)
- One Hundred (100) Year Limited Warranty on bolt-through fastening and clamp systems (Voltage®, Intensity®, Nucleus® and Little Buddies®).
- Twenty-five (25) Year Limited Warranty on spring assemblies and aluminum cast animals.
- Fifteen (15) Year Limited Warranty on main structure platforms and decks, metal roofs, table tops, bench tops, railings, loops and rungs.
- Fifteen (15) Year Limited Warranty on all plastic components including StoneBorders against structural failure due to materials or workmanship.
- Ten (10) Year Limited Warranty on ShadePlay Canopies fabric, threads, and cables against degradation, cracking or material breakdown resulting from ultra-violet exposure, natural deterioration or manufacturing defects. This warranty is limited to the design loads as stated in the specifications.
- Ten (10) Year Limited Warranty on NaturePlay® Boulders and GFRC products against structural failure due to natural deterioration or workmanship. Natural wear, which may occur with any concrete product with age, is excluded from this warranty.
- Ten (10) Year Limited Warranty on Full Color Custom Signage against manufacturing defects that cause delamination or degradation of the sign. Full Color Custom Signs also carry a two (2) year warranty against premature fading of the print and graphics on the signs.
- Five (5) Year Limited Warranty on Intensity® and RopeVenture™ cables against premature wear due to natural deterioration or manufacturing defects. Determination of premature wear will be at the manufacturer's discretion.
- Five (5) Year Limited Warranty on swing seats and hangers; Kid Koaster® Trolleys and other moving parts against structural failure due to materials or workmanship.
- Three (3) Year Limited Warranty on electronic panel speakers, sound chips and circuit boards against electronic failure caused by manufacturing defects.

The warranty stated above is valid only if the equipment is erected in conformity with the layout plan and/or installation instructions furnished by BCI Burke Company, LLC using approved parts; have been maintained and inspected in accordance with BCI Burke Company, LLC instructions. Burke's liability and your exclusive remedy hereunder will be limited to repair or replacement of those parts found in Burke's reasonable judgment to be defective. Any claim made within the above stated warranty periods must be made promptly after discovery of the defect. A part is covered only for the original warranty period of the applicable part. Replacement parts carry the applicable warranty from the date of shipment of the replacement from Burke. After the expiration of the warranty period, you must pay for all parts, transportation and service charges.

Burke reserves the right to accept or reject any claim in whole or in part. Burke will not accept the return of any product without its prior written approval. Burke will assume transportation charges for shipment of the returned product if it is returned in strict compliance with Burke's written instructions.

THE FOREGOING WARRANTIES ARE EXCLUSIVE AND IN LIEU OF ANY OTHER WARRANTY, EXPRESS OR IMPLIED, INCLUDING BUT NOT LIMITED TO ANY IMPLIED WARRANTY OF MERCHANTABILITY OR FITNESS FOR A PARTICULAR PURPOSE. IF THE FOREGOING DISCLAIMER OF ADDITIONAL WARRANTIES IS NOT GIVEN FULL FORCE AND EFFECT, ANY RESULTING ADDITIONAL WARRANTY SHALL BE LIMITED IN DURATION TO THE EXPRESS WARRANTIES AND BE OTHERWISE SUBJECT TO AND LIMITED BY THE TERMS OF BURKE'S PRODUCT WARRANTY. SOME STATES DO NOT ALLOW THE EXCLUSION OF CERTAIN IMPLIED WARRANTIES, SO THE ABOVE LIMITATION MAY NOT APPLY TO YOU.

Warranty Exclusions: The above stated warranties do not cover: "cosmetic" defects, such as scratches, dents, marring, or fading; damage due to incorrect installation, vandalism, misuse, accident, wear and tear from normal use, exposure to extreme weather; immersion in salt or chlorine water, unauthorized repair or modification, abnormal use, lack of maintenance, or other cause not within Burke's control; and

Limitation of Remedies: Burke is not liable for consequential or incidental damages, including but not limited to labor costs or lost profits resulting from the use of or inability to use the products or from the products being incorporated in or becoming a component of any other product. If, after a reasonable number of repeated efforts, Burke is unable to repair or replace a defective or nonconforming product, Burke shall have the option to accept return of the product, or part thereof, if such does not substantially impair its value, and return the purchase price as the buyer's entire and exclusive remedy. Without limiting the generality of the foregoing, Burke will not be responsible for labor costs involved in the removal of products or the installation of replacement products. Some states do not allow the exclusion of incidental damages, so the above exclusion may not apply to you.

Contact your local Burke Representative for warranty information regarding Burke Turf® and Burke Tile products.

TERMS OF SALE

Pricing: Prices published in this catalog are in USD, are approximate and do not include shipping & handling, surfacing, installation nor applicable taxes. All prices are subject to change without notice. Contact your Burke representative for current pricing. Payments are to be made in USD.

Weights: Weights are approximate and may vary with actual orders.

Installation: All equipment is shipped unassembled. For a list of factory-certified installers in your area, please contact your Burke representative.

Specifications: Product specifications in this catalog were correct at the time of publication. However, product improvements are ongoing at Burke, and we reserve the right to change or discontinue specifications without notice.

Loss or Damage in Transit: A signed bill of lading is our receipt from a carrier that our shipment to you was complete and in good condition upon arrival. Before you sign, please check the Bill of Lading carefully when the shipment arrives to make sure nothing is missing and there are no damages. Once the shipment leaves our plant, we are no longer responsible for any damage, loss or shortage.

For more information regarding the warranty, call Customer Service at 920-921-9220 or 1-800-356-2070.

01/2017