

















Safety Town Camp

Monday 7/29	Tuesday 7/30	Wednesday 7/31	Thursday 8/1	Friday 8/2
<p>Fire Safety</p>  <p>"Get Out & Stay Out" "Don't Hide, Go Outside!" "Stop, Drop, & Roll"</p>  <p>Guest Speaker: Fire Department</p>  <p>Electric/Home Safety</p>	<p>Pedestrian/Road Safety</p>  <p>Crossing Streets</p>  <p>An Introduction To Safety Town Pedestrian/Road Safety</p> 	<p>Bike Safety</p>  <p>Railroad Safety</p>  <p>Water Safety</p>  <p>Adult Supervision & Life Guards</p> <p>Guest Speaker: Lifeguard</p>	<p>Recognizing Emergencies</p>  <p>CALL 911</p> <p>Dialing 9-1-1 & Stating Your Emergency</p> <p>Name/Address/ Phone Number</p> <p>Poison Control</p> <p>Basic First Aid & Health Check-Ups</p> 	<p>Guest Speaker: Police Department</p>  <p>Strangers</p> <p>Pet/Animal Safety & Approaching Animals</p>  <p>Playground Safety</p> 

Children are more prepared to act/react when they have basic knowledge and skills. Please use this schedule to review important safety knowledge with your child. Occasionally, children find safety presentations scary or worrisome. Safety Town Camp staff and guest speakers recognize the potential for anxiety or fear and have created age-appropriate lessons that make children feel safe and secure. Safety Town Camp guest speakers may vary. On occasion, guest speakers may cancel their visit due to work emergencies. In the event a guest speaker is unable to visit, Safety Town Camp staff have prepared alternate lessons. Children should wear gym shoes, bring a bike helmet, and dress for tricycle riding (avoid dresses/skirts) every day.